

बिहार सरकार
उद्योग निदेशालय, बिहार, पटना

पत्रांक 2849 /

सं०सं-03/उ०नि०/विविध(sc/st)-23/2019

प्रेषक:-

उद्योग निदेशक,
बिहार, पटना।

सेवा में,

महाप्रबंधक,

जिला उद्योग केंद्र-

मुजफ्फरपुर, नवादा, गया औरंगाबाद, जमुई एवं बांका

पटना, दिनांक 27/7/19

विषय :- राज्य सरकार के विभिन्न योजनाओं के तहत उपलब्ध वित्तीय संसाधनों के समुचित अभिसरण के द्वारा ढाँचागत सुविधाओं और अन्य बुनियादी सुविधाओं के संबंध में।

महाशय,

उपर्युक्त विषय के संबंध में कहना है कि सरकार के सचिव, अनुसूचित जाति एवं अनुसूचित जनजाति कल्याण विभाग, बिहार, पटना के पत्रांक-1553, दिनांक-07.06.19 एवं सचिव जनजातीय कार्य मंत्रालय, भारत सरकार के अर्ध सरकारी पत्र सं०-18015/08/2018-TSP, दिनांक-07.05.2019 की छायाप्रति संलग्न कर पत्र में उल्लेखित बिन्दुओं के संदर्भ में आवश्यक कार्रवाई हेतु प्रेषित किया जा रहा है।

अनु० - अशोक

विश्वासभाजन,

उद्योग निदेशक,

बिहार, पटना।

3/30/नि. (यो.)

addl. Secy (Sri Kymar) 162
28

बिहार सरकार

अनुसूचित जाति एवं अनुसूचित जनजाति कल्याण विभाग

सं० सं० ६/उद्योग विभाग टो टी० एस० एस०-०३-०१/२०१९-१९९३


JDI (PK)

499

13/06/19

प्रेषक,

प्रेम सिंह मीणा,
सरकार के सचिव



सेवा में,

No-172832

13-6-19

अपर मुख्य सचिव/प्रधान सचिव/सचिव
शिक्षा विभाग/समाज कल्याण विभाग/गृह (विशेष) विभाग/श्रम संसाधन विभाग/
कृषि विभाग/पशु एवं मत्स्य संसाधन विभाग/स्वास्थ्य विभाग/उद्योग विभाग/
खाद्य एवं उपभोक्ता संरक्षण विभाग/कला, संस्कृति एवं युवा विभाग/लोक
स्वास्थ्य अभियंत्रण विभाग/सूचना प्रौद्योगिकी विभाग/पर्यावरण, वन एवं जलवायु
परिवर्तन विभाग/आपदा प्रबंधन विभाग/ऊर्जा विभाग/पंचायती राज विभाग/
नगर एवं ग्रामीण विकास विभाग/पथ निर्माण विभाग/पर्यटन विभाग/विज्ञान एवं प्रौद्योगिकी
विभाग/ग्रामीण विकास विभाग/राजस्व एवं भूमि सुधार विभाग, बिहार, पटना।

2739/10
18/6/19

1580/AS
9/06/19

पटना, दिनांक- 07.06.19

विषय:-राज्य सरकार के विभिन्न योजनाओं के तहत उपलब्ध वित्तीय संसाधनों के समुचित अभिसरण के द्वारा ढाँचागत सुविधाओं और अन्य बुनियादी सुविधाओं के संबंध में।

प्रसंग:-जनजातीय कार्य मंत्रालय, भारत सरकार के अर्ध सरकारी पत्र संख्या-18015/08/2018-TSP दिनांक-07.05.2019

महाशय,

55/11/2
20/06

उपर्युक्त विषयक प्रसांगिक पत्र के आलोक में कहना है कि जनजातीय कार्य मंत्रालय, भारत सरकार के द्वारा 177 जिलों की पहचान की गई है, जिनमें लेफ्ट विंग प्रभावित जिलों को प्राथमिकता के रूप में शामिल किया गया है।

175/2015
23/6/19

2. राज्य सरकार की विभिन्न योजनाओं के तहत उपलब्ध वित्तीय संसाधनों के समुचित अभिसरण (Convergence) के ढाँचागत सुविधाओं और अन्य बुनियादी सुविधाओं पर ध्यान दिया जाना है।

123/1
12
20/6/19

3. ग्राम पंचायत वार Sectoral Gap की पहचान के संबंध में ग्रामीण विकास मंत्रालय और पंचायती राज मंत्रालय, भारत सरकार द्वारा बनाये गए डेटों को SECC और जनगणना के आँकड़ों के अलावा एक्सेस किया जा सकता है।

अतः प्रसांगिक पत्र की छायाप्रति संलग्न करते हुए अनुरोध है कि प्राथमिकता के आधार पर आधारभूत सुविधाओं और अन्य बुनियादी सुविधाओं के प्रावधान के लिए पहचान किये गए अंतराल (Gap) के आधार पर लागत अनुमानों के साथ प्रक्षेत्रवार Perspective Plan तैयार कर उपलब्ध कराने की कृपा की जाए, ताकि अग्रतर कार्रवाई किया जा सके।

.92/sec-1
20-6-19

अनु०-यथो

40410-3

2846/RIK
28/6/19

विश्वसनीय

(प्रेम सिंह मीणा)
सरकार के सचिव।

Letter-1

1554/80-3
28-06-19

28/6/19

बिहार सरकार
उद्योग विभाग

पटना, दिनांक:- 21-06-19


ज्ञापांक- 2630

01/उ0(स0)के0प्रा0यो0(विविध)-01/17

प्रतिलिपि:- उद्योग निदेशक/निदेशक, हस्तकरघा एवं रेशम/निदेशक, तकनीकी विकास एवं उप सचिव, प्रभारी पदाधिकारी, प्रशाखा-5(स0), उद्योग विभाग, बिहार, पटना को कृपया सूचनार्थ एवं अनुरोध है कि उक्त पत्र के आलोक में Perspective plan तैयार कर विभाग को शीघ्र उपलब्ध कराने की कृपा की जाय।

अनु. अन्वय उज्ज्वल

(पत्र क्रमांक - 07-05-2019).


21/06/2019
उप उद्योग निदेशक,
उद्योग विभाग, बिहार, पटना।

दीपक खाण्डेकर, आई.ए.एस.
सचिव, भारत सरकार
DEEPAK KHANDEKAR, IAS
Secretary to Govt. of India



भारत सरकार
Government of India
जनजातीय कार्य मंत्रालय
Ministry of Tribal Affairs

D.O. No. 18015/08/2018-TSP

Dated: 07.05.2019

Director

Dear Shri Meena,

You may be aware that this Ministry has identified 177 Districts including Left Wing Affected Districts as priority Districts (list enclosed as Annexure 1). Further, NITI Aayog has identified out some aspirational Districts for special focus. There are 40 Districts which are common among the two lists (copy enclosed as Annexure 2). It is envisaged that these Districts may be given special attention for provision of infrastructural facilities and other basic amenities by way of appropriate convergence of financial resources available under various schemes of Central Ministries / Departments and State Governments.

2. It is pertinent to mention that Central Government has earmarked dedicated funds to the tune of Rs. 48484.00 crore for welfare of STs as Scheduled Tribe Component (STC) under 328 schemes of 37 Ministries / Departments (including MoTA). A copy of Statement 10 B of Union Budget, 2019-20 detailing the name of the schemes and amount of STC fund earmarked against each is at Annexure 3. These funds can be utilized with evidence-based planning after identifying gaps in various sectors of development.

3. As regards identification of Gram Panchayat wise sectoral gaps, data maintained by Union Ministry of Rural Development at <https://missionantyodaya.nic.in> and by Union Ministry of Panchayati Raj at <http://planningonline.gov.in> may be accessed apart from of SECC and census data.

4. In view of above, it is requested to prepare sector wise perspective plan with cost estimates based on the gaps so identified for provision of infrastructural facilities and other basic amenities in respect of the priority Districts in consultation with the concerned line Department in the State with the approval of Executive Committee and submit the same to the Ministry to enable us to take up the proposal with the concerned Central Ministry / Department. It may be ensured that repetition is avoided in submission of such proposals.


With regards,

Yours sincerely,

(Deepak Khandekar) 07/05/19

Incl: As above

श्री प्रेम सिंह मीना
Secretary
SC & ST Welfare Department,
Block A,
Officer's Hostel, Bailey Road, Patna,
Government of Bihar,
Patna - 800 001, Bihar



List of 177 Districts having tribal majority population ranging from $\geq 25\%$ to $\geq 50\%$ including LWE affected Districts

S.No.	States	Districts	LWE Districts (Yes / No)	Category (A/ B/ C) A: $>50\%$ ST Pop. B: $<55\%$ - $>25\%$ ST Pop. C: $< 25\%$ ST population
1.	Arunachal Pradesh	(5) Lower Subansiri	No	A
2.	Arunachal Pradesh	(8) Anjaw	No	A
3.	Meghalaya	(6) East Khasi Hills	No	A
4.	Meghalaya	(3) Jaintia Hills	No	A
5.	Jammu & Kashmir	(3) Reasi	No	B
6.	Nagaland	(9) Peren	No	A
7.	Nagaland	(7) Wokha	No	A
8.	Nagaland	(3) Kiphire	No	A
9.	Nagaland (11)	(1) Tuensang	No	A
10.	Nagaland	(10) Kohima	No	A
11.	Nagaland	(11) Dimapur	No	A
12.	Manipur (5)	(1) Tamenglong	No	A
✓13.	Bihar	(3) Muzzafarpur	Yes	C
14.	Meghalaya	(2) East Garo Hills	No	A
15.	Nagaland	(8) Mokokchung	No	A
16.	Tripura	(4) North Tripura	No	B
17.	Andaman & Nicobar Islands (1)	(1) Nicobars	No	A
18.	Madhya Pradesh	(10) Burhanpur	No	B
19.	Arunachal Pradesh	(3) East Kameng	No	A
20.	Gujarat	(4) Chhota Udepur	No	A
21.	Arunachal Pradesh	(9) Dibang Valley	No	A
22.	Jharkhand	(5) Palamu	Yes	C
23.	Arunachal Pradesh	(4) Tirap	No	A
24.	Arunachal Pradesh	(10) East Siang	No	A
25.	Nagaland	(6) Mon	No	A
✓26.	Bihar	(4) Nawada	Yes	C
27.	Jharkhand	(7) Chatra	Yes	C
28.	Madhya Pradesh	(2) Jhabua	No	A
29.	Arunachal Pradesh (16)	(1) Kurung Kumey	No	A
30.	Himachal Pradesh (3)	(1) Lahul & Spiti	No	A
31.	Jharkhand	(3) Pakur	No	B
32.	Arunachal Pradesh	(1) Lower Dibang Valley	No	B
33.	Mizoram	(4) Lawngtlai	No	A
34.	Jharkhand	(4) Pashchimi- Singhbhum (L)	Yes	A
35.	Jharkhand	(4) Giridih	Yes	C
36.	Jharkhand	(3) Gumla (L)	Yes	A
37.	Jharkhand	(2) Garhwa	Yes	C

38.	Jharkhand	(2) Dumka(L)	Yes	B
39.	Jharkhand (4 + 16 LWE)	(1) Khunti (L)	Yes	A
40.	Jharkhand	(1) Latehar(L)	Yes	B
41.	Arunachal Pradesh	(12) Papum Pare	No	A
✓42.	Bihar	(5) Gaya	Yes	C
43.	Gujarat (10)	(1) The Dangs	No	A
44.	Jharkhand	(4) Ranchi (L)	Yes	B
45.	Odisha	(4) Nabarangapur	No	A
✓46.	Bihar	(6) Aurangabad	Yes	C
47.	Nagaland	(2) Zunheboto	No	A
48.	Nagaland	(4) Longleng	No	A
49.	Arunachal Pradesh	(11) Tawang	No	A
50.	Jammu & Kashmir	(2) Leh (Ladakh)	No	A
51.	Jharkhand	(3) Bokaro	Yes	C
✓52.	Bihar (6LWE)	(1) Jamui	Yes	C
53.	Arunachal Pradesh	(2) Changlang	No	B
54.	Jharkhand	(6) Jamtara	No	B
✓55.	Bihar	(2) Banka	Yes	C
56.	Jharkhand	(1) Ramgarh	Yes	C
57.	Jharkhand	(6) Hazaribagh	Yes	C
58.	Jharkhand	(7) PurbiSinghbhum (L)	Yes	B
59.	Meghalaya	(7) West Garo Hills	No	A
60.	Madhya Pradesh (19)	(1) Alirajpur	No	A
61.	Maharashtra	(3) Dhule	No	B
62.	Assam	(2) KarbiAnglong	No	A
63.	Odisha	(4) Naupada	No	B
64.	Nagaland	(5) Phek	No	A
65.	Manipur	(2) Ukhrul	No	A
66.	Manipur	(4) Chandel	No	A
67.	Jammu & Kashmir	(1) Punch	No	B
68.	Odisha	(5) Gajapati	No	A
69.	Madhya Pradesh	(11) Ratlam	No	A
70.	Tripura (5)	(1) Dhalai	No	A
71.	Madhya Pradesh	(5) Kargone (West Nimar)	No	B
72.	Rajasthan	(2) Sirohi	No	B
73.	Jharkhand	(2) Simdega (L)	Yes	A
74.	Manipur	(3) Churachandpur	No	A
75.	Arunachal Pradesh	(3) Lohit	No	B
76.	Meghalaya (7)	(1) West Khasi Hills	No	A
77.	Arunachal Pradesh	(7) Upper Siang	No	A
78.	Gujarat	(5) Dahod	No	A
79.	Jharkhand	(8) Sahibganj	No	B
80.	Mizoram	(5) Lunglei	No	A
81.	Chhattisgarh	(2) Bijapur (L)	Yes	A
82.	Madhya Pradesh	(3) Barwani	No	A
83.	Assam	(5) Kokrajhar	No	B
84.	Odisha	(2) Malkangiri (L)	Yes	A

57-
23

85.	Gujarat	(3) Narmada	No	A
86.	Maharashtra (4 + 1 LWE)	(1) Nandurbar	No	A
87.	Maharashtra	(2) Palghar	No	B
88.	Assam	(3) Baksa	No	B
89.	Tripura	(3) South Tripura	No	B
90.	Assam	(4) Udalguri	No	B
91.	Jharkhand	(5) Lohardaga (L)	Yes	A
92.	Gujarat	(3) Mahisagar	No	B
93.	Mizoram	(3) Saiha	No	A
94.	Manipur	(5) Senapati	No	A
95.	Rajasthan	(1) Udaipur	No	B
96.	Odisha	(1) Kendujhar	No	B
97.	Madhya Pradesh	(6) Dhar	No	A
98.	Rajasthan	(3) Pratapgarh	No	A
99.	Arunachal Pradesh	(13) West Kameng	No	A
100.	Odisha	(8) Koraput (L)	Yes	A
101.	Madhya Pradesh	(4) Betul	No	B
102.	Arunachal Pradesh	(2) Upper Subansiri	No	A
103.	Arunachal Pradesh	(6) West Siang	No	A
104.	Assam	(2) Chirang	No	B
105.	Gujarat	(4) Panchmaha	No	B
106.	Mizoram	(6) Mamit	No	A
107.	Maharashtra	(4) Nashik	No	B
108.	Gujarat	(2) Bharuch	No	B
109.	Mizoram	(2) Serchhip	No	A
110.	Meghalaya	(5) Ribhoi	No	A
111.	Odisha	(3) Rayagada	No	A
112.	Chhattisgarh	(6) Balod	No	B
113.	Meghalaya	(4) South Garo Hills	No	A
114.	Madhya Pradesh	(7) Chhindwara	No	B
115.	West Bengal	(2) Alipurduar	No	B
116.	Odisha	(2) Debagarh	No	B
117.	Rajasthan	(2) Dungarpur	No	A
118.	Tripura	(1) Gomati	No	B
119.	Odisha (12 + 2 LWE)	(1) Mayurbhanj1	No	A
120.	Madhya Pradesh	(1) Anuppur	No	B
121.	Jammu & Kashmir	(2) Rajouri	No	B
122.	Gujarat	(6) Valsad	No	A
123.	Odisha	(3) Sambalpur	No	B
124.	Odisha	(6) Kalahandi	No	B
125.	Odisha	(6) Kandhamal	No	A
126.	Madhya Pradesh	(5) Mandla	No	A
127.	Himachal Pradesh	(2) Kinnaur	No	A
128.	Madhya Pradesh	(13) Sidhi	No	B
129.	Madhya Pradesh	(9) Singrauli	No	B
130.	Mizoram (8)	(1) Champhai	No	A
131.	Jharkhand	(5) Saraikela-Kharsawan	No	B
132.	Chhattisgarh	(2) Surajpur	No	B

-56
22

133.	Odisha	(7) Sundargarh	No	A
134.	Rajasthan	(3) Dausa	No	B
135.	Jammu & Kashmir (5)	(1) Kargil	No	A
136.	Chhattisgarh (11 + 8 LWE)	(1) Sukma (L)	Yes	A
137.	Gujarat	(2) Tapi	No	A
138.	Chhattisgarh	(6) Balrampur	No	A
139.	Rajasthan (6)	(1) Banswara	No	B
140.	Madhya Pradesh	(6) Seoni	No	B
141.	Tripura	(2) Khowai	No	C
142.	Andhra Pradesh (1-LWE)	(1) Vishakhapatnam	Yes	B
143.	West Bengal (2)	(1) Darjiling	No	A
144.	Mizoram	(8) Kolasib	No	A
145.	Mizoram	(7) Aizwal	No	A
146.	Madhya Pradesh	(8) Khandwa (East Nimar)	No	B
147.	Madhya Pradesh	(12) Harda	No	B
148.	Madhya Pradesh	(4) Dindori	No	A
149.	Chhattisgarh	(1) Koriya	No	B
150.	Odisha	(5) Jharsuguda	No	B
151.	Maharashtra	(1) Gadchiroli (L)	Yes	B
152.	Sikkim	(2) South District	No	B
153.	Gujarat	(1) Navsari	No	B
154.	Chhattisgarh	(4) Gariyaband	No	B
155.	Chhattisgarh	(8) Jashpur	No	A
156.	Madhya Pradesh	(2) Umaria	No	B
157.	Chhattisgarh	(3) Narayanpur (L)	Yes	A
158.	Chhattisgarh	(5) Kondagaon (L)	Yes	A
159.	Sikkim	(1) West District	No	B
160.	Himachal Pradesh	(1) Chamba	No	B
161.	Assam	(1) Dhemaji	No	B
162.	Chhattisgarh	(4) Dantewada (L)	Yes	A
163.	Chhattisgarh	(9) Dhamtari	No	B
164.	Chhattisgarh	(7) Mahasamund	No	B
165.	Chhattisgarh	(8) Rajnandgaon (L)	Yes	B
166.	Madhya Pradesh	(3) Shahdol	No	B
167.	Telangana (1 + 1LWE)	(1) Khammam (L)	Yes	B
168.	Sikkim (4)	(1) North District	No	A
169.	Chhattisgarh	(5) Raigarh	No	B
170.	Chhattisgarh	(7) Bastar (L)	Yes	A
171.	Sikkim	(3) East District	No	B
172.	Chhattisgarh	(3) Korba	No	B
173.	Chhattisgarh	(9) Surguja	No	A
174.	Chhattisgarh	(10) Kanker (L)	Yes	A
175.	Dadra & Nagar Haveli (1)	(1) Dadra & Nagar Haveli	No	A
176.	Lakshadweep (1)	(1) Lakshadweep	No	A
177.	Assam (7)	(1) Dima Hasao	No	A

- 85 -
121

Annexure II

LIST OF TRIBAL DOMINATED ASPIRATIONAL DISTRICTS

a. Aspirational Districts with more than 50% ST Population

Sl. No	Name State	District Name	%ST
1	Chhattisgarh	Bastar	62.42
2	Chhattisgarh	Sukma	83.47
3	Chhattisgarh	Kanker	55.38
4	Chhattisgarh	Dantewada	71.07
5	Chhattisgarh	Kondagaon	71.01
6	Chhattisgarh	Narayanpur	77.36
7	Chhattisgarh	Bijapur	80.00
8	Gujarat	Narmada	81.55
9	Gujarat	Dahod	74.32
10	Jharkhand	Pashchimi Singhbhum	67.31
11	Jharkhand	Lohardaga	56.89
12	Jharkhand	Simdega	70.78
13	Jharkhand	Khunti	73.25
14	Jharkhand	Gumla	68.94
15	Madhya Pradesh	Barwani	69.42
16	Maharashtra	Nandurbar	69.28
17	Manipur	Chandel	88.97
18	Meghalaya	Ribhoi	88.89
19	Mizoram	Mamit	95.04
20	Nagaland	Kiphire	96.52
21	Odisha	Kandhamal	53.58
22	Odisha	Rayagada	55.99
23	Odisha	Koraput	50.56
24	Odisha	Gajapati	54.29
25	Odisha	Malkangiri	57.83
26	Odisha	Nawarangpur	55.79
27	Tripura	Dhalai	55.68

b. Aspirational Districts with 2 or more Blocks having 50% or more ST Population

Sl. No	State	District	No of Blocks with 50% or more ST Population
1	Andhra Pradesh	Visakhapatnam	11
2	Andhra Pradesh	Vizianagaram	2
3	Assam	Baksa	2
4	Chhattisgarh	Korba	2
5	Chhattisgarh	Rajnandgaon	2
6	Jharkhand	Dumka	2
7	Jharkhand	Godda	2
8	Jharkhand	Latehar	3
9	Jharkhand	Pakur	3
10	Jharkhand	Purbi Singhbhum	4
11	Jharkhand	Ranchi	7
12	Jharkhand	Sahibganj	5
13	Maharashtra	Gadchiroli	5

LIST OF TRIBAL DOMINATED ASPIRATIONAL DISTRICTS

a. Aspirational Districts with more than 50% ST Population

Sl. No	Name State	District Name	%ST
1	Chhattisgarh	Bastar	62.42
2	Chhattisgarh	Sukma	83.47
3	Chhattisgarh	Kanker	55.38
4	Chhattisgarh	Dantewada	71.07
5	Chhattisgarh	Kondagaon	71.01
6	Chhattisgarh	Narayanpur	77.36
7	Chhattisgarh	Bijapur	80.00
8	Gujarat	Narmada	81.55
9	Gujarat	Dahod	74.32
10	Jharkhand	Pashchimi Singhbhum	67.31
11	Jharkhand	Lohardaga	56.89
12	Jharkhand	Simdega	70.78
13	Jharkhand	Khunti	73.25
14	Jharkhand	Gumla	68.94
15	Madhya Pradesh	Barwani	69.42
16	Maharashtra	Nandurbar	69.28
17	Manipur	Chandel	88.97
18	Meghalaya	Ribhoi	88.89
19	Mizoram	Mamit	95.04
20	Nagaland	Kiphire	96.52
21	Odisha	Kandhamal	53.58
22	Odisha	Rayagada	55.99
23	Odisha	Koraput	50.56
24	Odisha	Gajapati	54.29
25	Odisha	Malkangiri	57.83
26	Odisha	Nawarangpur	55.79
27	Tripura	Dhalai	55.68

b. Aspirational Districts with 2 or more Blocks having 50% or more ST Population

Sl. No	State	District	No of Blocks with 50% or more ST Population
1	Andhra Pradesh	Visakhapatnam	11
2	Andhra Pradesh	Vizianagaram	2
3	Assam	Baksa	2
4	Chhattisgarh	Korba	2
5	Chhattisgarh	Rajnandgaon	2
6	Jharkhand	Dumka	2
7	Jharkhand	Godda	2
8	Jharkhand	Latehar	3
9	Jharkhand	Pakur	3
10	Jharkhand	Purbi Singhbhum	4
11	Jharkhand	Ranchi	7
12	Jharkhand	Sahibganj	5
13	Maharashtra	Gadchiroli	5

ALLOCATION FOR WELFARE OF SCHEDULED TRIBES

(In ₹ crores)

MINISTRY/DEPARTMENT	Actuals 2017-2018			Budget Estimates 2018-2019			Revised Estimates 2018-2019			Budget Estimates 2019-2020		
	Revenue	Capital	Total	Revenue	Capital	Total	Revenue	Capital	Total	Revenue	Capital	Total
Demand No. 8 Ministry of Ayurveda, Yoga and Naturopathy, Unani, Siddha and Homoeopathy (AYUSH)	25.57	...	25.57	26.00	...	26.00	26.00	...	26.00	26.00	...	26.00
45. National AYUSH Mission (NAM) (Support from National Investment Fund)	20.57	...	20.57	22.00	...	22.00	22.00	...	22.00	22.00	...	22.00
46. Central Council for Research in Ayurvedic Sciences	3.00	...	3.00	3.00	...	3.00	3.00	...	3.00	3.00	...	3.00
47. Central Council for Research in Homeopathy	1.00	...	1.00
48. Central Council for Research in Unani Medicine	1.00	...	1.00	1.00	...	1.00	1.00	...	1.00	1.00	...	1.00
Demand No. 10 Ministry of Coal	36.40	...	36.40	30.53	...	30.53	30.53	...	30.53	44.34	...	44.34
49. Research and Development	2.15	...	2.15
50. Conservation, Safety and Infrastructure Development in Coal Mines	22.05	...	22.05	9.00	...	9.00	9.00	...	9.00	11.61	...	11.61
51. Exploration of Coal and Lignite	14.35	...	14.35	21.53	...	21.53	21.53	...	21.53	51.60	...	51.60
Demand No. 11 Department of Commerce	25.00	...	25.00	25.01	...	25.01	25.01	...	25.01
52. Agricultural Product Export Development Authority (APEEDA)	1.37	...	1.37	1.37	...	1.37	1.37	...	1.37
53. Tea Board	6.23	...	6.23	6.24	...	6.24	6.24	...	6.24
54. Coffee Board	6.10	...	6.10	6.10	...	6.10	6.10	...	6.10
55. Rubber Board	6.30	...	6.30	6.30	...	6.30	6.30	...	6.30
56. Spices Board	5.00	...	5.00	5.00	...	5.00	5.00	...	5.00
Demand No. 14 Department of Telecommunications	0.72	...	0.72	442.00	235.00	477.00	441.18	235.00	476.18	685.00	214.77	899.77
57. Optical Fibre Cable based network for Defence Services	235.00	235.00	...	235.00	235.00	...	214.77	214.77
57.01 Optical Fibre Cable based network for Defence Services	235.00	235.00	...	235.00	235.00	...	214.77	214.77
58. Centre for Development of Telematics (C-DOT)	0.72	...	0.72	12.00	...	12.00	11.18	...	11.18	11.75	...	11.75
59. Compensation to Service Providers for creation and augmentation of telecom infrastructure	172.00	...	172.00	172.00	...	172.00
59.01 Bharatnet	43.00	...	43.00	43.00	...	43.00
59.02 Compensation in Telecom Service Providers
59.03 Transfer to Universal Service Obligation (USO) Fund	420.00	...	420.00	215.00	...	215.00	359.05	...	359.05

ALLOCATION FOR WELFARE OF SCHEDULED TRIBES

(In ₹ crores)

MINISTRY/DEPARTMENT	Actuals 2017-2018			Budget Estimates 2018-2019			Revised Estimates 2018-2019			Budget Estimates 2019-2020		
	Revenue	Capital	Total	Revenue	Capital	Total	Revenue	Capital	Total	Revenue	Capital	Total
Total: Compensation to Service Providers for creation and augmentation of telecom infrastructure	430.00	...	430.00	430.00	...	430.00	574.05	...	574.05
Demand No. 15 Department of Consumer Affairs	3.00	...	3.00	2.58	...	2.58	2.66	...	2.66
60. Consumer Awareness (Advertising and Publicity)	3.00	...	3.00	2.58	...	2.58	2.66	...	2.66
Demand No. 16 Department of Food and Public Distribution	6.00	...	6.00	6.00	...	6.00
61. Strengthening of PDS Operations	6.00	...	6.00	6.00	...	6.00
Demand No. 18 Ministry of Culture	27.56	...	27.56	35.10	...	35.10	33.60	...	33.60	35.10	...	35.10
62. Centenaries and Anniversaries, Celebrations and Schemes	1.20	...	1.20	3.20	...	3.20	1.20	...	1.20
63. Kalu Sanskriti Vikas Yojana	2.02	...	2.02	9.14	...	9.14	6.14	...	6.14	8.20	...	8.20
64. National Mission for Preservation of Manuscripts	0.13	...	0.13	0.46	...	0.46	0.46	...	0.46	0.46	...	0.46
65. Development of Libraries and Archives	2.09	...	2.09	1.00	...	1.00	0.50	...	0.50	1.00	...	1.00
66. Support to Akademies	17.23	...	17.23	17.50	...	17.50	15.50	...	15.50	17.99	...	17.99
67. Support to Libraries	2.99	...	2.99	2.50	...	2.50	2.90	...	2.90	2.50	...	2.50
68. Buddhist Tibetan Institutions and Memorials	0.74	...	0.74	1.00	...	1.00	1.00	...	1.00	1.35	...	1.35
69. Support to Museums	1.50	...	1.50	1.50	...	1.50	1.50	...	1.50	1.50	...	1.50
70. Anthropological Survey of India (A.S.I.)	0.27	...	0.27	0.30	...	0.30	0.30	...	0.30	0.30	...	0.30
71. Grassroots Bodies	0.35	...	0.35	0.50	...	0.50	0.50	...	0.50	0.50	...	0.50
Demand No. 22 Ministry of Tribal Affairs	782.71	10.00	792.71	522.25	8.00	530.25	588.70	5.00	593.70	805.50	5.00	810.50
72. Schemes of North East Council	64.45	20.09	84.55	52.25	...	52.25	115.70	...	115.70	150.00	5.00	155.00
73. Schemes of North East Council - Special Development Projects	362.10	...	362.10	100.00	...	100.00	100.00	...	100.00	150.00	...	150.00
74. Central Pool of Resources for North East and Sikkim	280.57	...	280.57	200.00	...	200.00	200.00	...	200.00	200.00	...	200.00
75. NER Livelihood (EAP) Project (NERLP)	70.00	...	70.00	90.00	...	90.00	90.00	...	90.00	28.00	...	28.00
75. North East Road Sector Development Scheme	5.00	5.00
75.01 Programme Component	5.00	5.00
76. Bookland Terminal Council	8.11	...	8.11	10.00	...	10.00	10.00	...	10.00
77. KARD - A Spring Autonomous Terminal Council	1.50	...	1.50	10.00	...	10.00	10.00	...	10.00	10.00	...	10.00

ALLOCATION FOR WELFARE OF SCHEDULED TRIBES

(In ₹ crores)

MINISTRY/DEPARTMENT	Actuals 2017-2018			Budget Estimates 2018-2019			Revised Estimates 2018-2019			Budget Estimates 2019-2020		
	Revenue	Capital	Total	Revenue	Capital	Total	Revenue	Capital	Total	Revenue	Capital	Total
79. Dima Hasao Territorial Council	5.88	---	5.88	10.00	---	10.00	10.00	---	10.00	15.00	---	15.00
80. North East Special Infrastructure Development Scheme (NESIDS)	---	---	---	---	---	---	---	---	---	---	---	---
80.01 Hill Area Development Programme	---	---	---	30.00	---	30.00	10.00	---	10.00	50.00	---	50.00
80.02 NESIDS Programme	---	---	---	20.00	---	20.00	20.00	---	20.00	172.50	---	172.50
Total- North East Special Infrastructure Development Scheme (NESIDS)	---	---	---	50.00	---	50.00	30.00	---	30.00	222.50	---	222.50
Demand No. 24	2395.73	---	2395.73	2224.31	---	2224.31	1997.00	---	1997.00	1826.87	---	1826.87
Ministry of Drinking Water and Sanitation	---	---	---	---	---	---	---	---	---	---	---	---
81. SBM-Rural	---	---	---	---	---	---	---	---	---	---	---	---
81.01 Programme Component	1694.82	---	1694.82	1524.31	---	1524.31	1447.80	---	1447.80	1000.00	---	1000.00
82. National Rural Drinking Water Mission	---	---	---	---	---	---	---	---	---	---	---	---
82.01 National Rural Drinking Water Programme - Normal Programme	704.91	---	704.91	700.00	---	700.00	550.00	---	550.00	820.07	---	820.07
Demand No. 26	95.53	---	95.53	206.00	---	206.00	226.00	---	226.00	236.80	---	236.80
Ministry of Electronics and Information Technology	---	---	---	---	---	---	---	---	---	---	---	---
83. Electronic Governance	---	---	---	---	---	---	---	---	---	---	---	---
83.01 Programme Component	39.95	---	39.95	34.00	---	34.00	34.00	---	34.00	30.00	---	30.00
84. Promotion of Digital payment	---	---	---	33.00	---	33.00	---	---	---	35.00	---	35.00
85. Pradhan Mantri Gramin Digital Saksharta Abhiyan (PMGDISHA)	---	---	---	78.00	---	78.00	78.00	---	78.00	80.00	---	80.00
86. Manpower Development	35.42	---	35.42	40.00	---	40.00	40.00	---	40.00	50.00	---	50.00
87. National Knowledge Network	20.18	---	20.18	11.00	---	11.00	73.00	---	73.00	30.00	---	30.00
88. Promotion of IT/TeS Industries	---	---	---	5.00	---	5.00	---	---	---	---	---	---
89. R and D in IT/Electronics/CCBT	---	---	---	5.00	---	5.00	1.00	---	1.00	10.00	---	10.00
Demand No. 27	5.50	---	5.50	70.35	---	70.35	83.45	---	83.45	109.50	---	109.50
Ministry of Environment, Forests and Climate Change	---	---	---	---	---	---	---	---	---	---	---	---
90. National Adaptation Fund	---	---	---	8.00	---	8.00	8.00	---	8.00	8.00	---	8.00
91. National Mission on Himalayan Studies	---	---	---	3.00	---	3.00	3.00	---	3.00	5.00	---	5.00
92. Environment Information Systems (ENVIS)	---	---	---	---	---	---	---	---	---	3.00	---	3.00
93. Environmental Education, Awareness and Training	---	---	---	2.00	---	2.00	7.00	---	7.00	6.00	---	6.00
94. National Mission for a Green India	---	---	---	---	---	---	---	---	---	---	---	---
94.01 Green India Mission-National	2.00	---	2.00	12.00	---	12.00	12.00	---	12.00	15.50	---	15.50

ALLOCATION FOR WELFARE OF SCHEDULED TRIBES

STATEMENT 10B

(In ₹ crores)

MINISTRY/DEPARTMENT	Actuals 2017-2018			Budget Estimates 2018-2019			Revised Estimates 2018-2019			Budget Estimates 2019-2020		
	Revenue	Capital	Total	Revenue	Capital	Total	Revenue	Capital	Total	Revenue	Capital	Total
Abatement Programme	---	---	---	---	---	---	---	---	---	---	---	---
84.02 Forest Fire Prevention and Management	---	---	---	3.00	---	3.00	2.00	---	2.00	2.00	---	2.00
Total- National Mission for a Green India	2.00	---	2.00	14.00	---	14.00	14.00	---	14.00	17.50	---	17.50
95. Integrated Development of Wildlife Habitats	---	---	---	---	---	---	---	---	---	---	---	---
95.01 Development of Wildlife Habitats	0.50	---	0.50	10.35	---	10.35	10.35	---	10.35	12.00	---	12.00
95.02 Project Tiger	3.00	---	3.00	17.00	---	17.00	30.10	---	30.10	35.00	---	35.00
95.03 Project Elephant	---	---	---	1.00	---	1.00	1.00	---	1.00	3.00	---	3.00
Total- Integrated Development of Wildlife Habitats	3.50	---	3.50	28.35	---	28.35	41.45	---	41.45	50.00	---	50.00
96. Conservation of Natural Resources and Ecosystems	---	---	---	---	---	---	---	---	---	---	---	---
96.01 Conservation of Aquatic Ecosystems	---	---	---	4.00	---	4.00	4.00	---	4.00	4.00	---	4.00
96.02 Biodiversity Conservation	---	---	---	1.00	---	1.00	1.00	---	1.00	7.00	---	7.00
Total- Conservation of Natural Resources and Ecosystems	---	---	---	5.00	---	5.00	5.00	---	5.00	11.00	---	11.00
97. National River Conservation Programme	---	---	---	---	---	---	---	---	---	---	---	---
97.01 Programme Component	---	---	---	5.00	---	5.00	5.00	---	5.00	7.00	---	7.00
98. National Coastal Mission (NCM)	---	---	---	---	---	---	---	---	---	---	---	---
98.01 Programme Component	---	---	---	5.00	---	5.00	---	---	---	1.00	---	1.00
Demand No. 41	---	---	---	55.00	---	55.00	37.42	---	37.42	47.34	---	47.34
Ministry of Food Processing Industries	---	---	---	---	---	---	---	---	---	---	---	---
99. Pradhan Mantri Kisan Sampada Yojana	---	---	---	55.00	---	55.00	37.42	---	37.42	47.34	---	47.34
Demand No. 42	---	---	2971.41	3158.08	---	3158.08	3382.32	---	3382.32	3174.59	---	3174.59
Department of Health and Family Welfare	---	---	---	---	---	---	---	---	---	---	---	---
100. Rashtriya Swasthya Bima Yojna (RSBY)	---	---	---	---	---	---	---	---	---	---	---	---
100.01 Support from Gross Budgetary Support (GBS)	85.81	---	85.81	---	---	---	25.80	---	25.80	23.36	---	23.36
101. Human Resources for Health and Medical Education	---	---	---	---	---	---	---	---	---	---	---	---
101.01 Establishing New Medical Colleges (upgrading District Hospitals)	398.90	---	398.90	299.29	---	299.29	299.29	---	299.29	171.00	---	171.00
101.02 Strengthening Government Medical Colleges (UG Seats) and Central Government Health Institutions	51.55	---	51.55	85.76	---	85.76	85.76	---	85.76	135.70	---	135.70
Total- Human Resources for Health and Medical Education	450.45	---	450.45	385.05	---	385.05	385.05	---	385.05	306.70	---	306.70

ALLOCATION FOR WELFARE OF SCHEDULED TRIBES

(in ₹ crores)

MINISTRY/DEPARTMENT	Actuals 2017-2018			Budget Estimates 2018-2019			Revised Estimates 2018-2019			Budget Estimates 2019-2020		
	Revenue	Capital	Total	Revenue	Capital	Total	Revenue	Capital	Total	Revenue	Capital	Total
102. National Rural Health Mission							27.24		27.24			
102.01 Strengthening of State Drug Regulatory System												5.24
102.02 Prime Minister's Development Plan for Jammu and Kashmir	37.17		37.17	32.59		32.59	32.59		32.59	8.24		8.24
102.03 RCH Flexible Pool including Routine Immunization Programme, Pulse Polio Immunization Programme, National Iodine Deficiency Disorders Control Programme etc. (Support from National Investment Funds)	551.85		551.85	547.88		547.88	547.88		547.88	693.37		693.37
102.04 Health System Strengthening and NRHM (Support from National Investment Funds)	932.16		932.16	1161.13		1161.13	1125.31		1125.31	1336.43		1336.43
102.05 Flexible Pool for Communicable Diseases	163.93		163.93	217.89		217.89	204.14		204.14	255.95		255.95
102.06 Flexible Pool for Non-Communicable Diseases, Injury and Trauma	107.55		107.55	107.75		107.75	51.02		51.02	99.15		99.15
102.07 Infrastructure Maintenance	587.81		587.81	622.15		622.15	718.69		718.69	813.47		813.47
Total- National Rural Health Mission	2380.58		2380.58	2689.39		2689.39	2930.19		2930.19	3206.83		3206.83
103. National Urban Health Mission							16.55		16.55	55.99		55.99
103.01 Other Health System for activities covered under NUHM (RIF)	22.13		22.13	26.06		26.06				31.29		31.29
103.02 Ayushman Bharat - Health and Wellness Centres (RIF)							9.77		9.77			
Total- National Urban Health Mission	22.13		22.13	26.06		26.06	26.33		26.33	117.25		117.25
104. Tertiary Care Programs										3.75		3.75
104.01 National Mental Health Programme	4.12		4.12	4.00		4.00				13.62		13.62
104.02 Capacity Building for Trauma Centres	11.54		11.54	14.43		14.43				6.12		6.12
104.03 National Programme for Health Care for the Elderly	5.05		5.05	6.12		6.12				19.90		19.90
104.04 National Programme for prevention and control of Cancer, Diabetes, Cardiovascular Disease and Stroke	31.72		31.72	30.03		30.03	14.95		14.95	43.39		43.39
Total- Tertiary Care Programs	52.44		52.44	54.58		54.58	14.95		14.95	187.00		187.00
105. Ayushman Bharat - Pradhan Mantri Jan Arogya Yojana (PM-JAY)										50.25		50.25
106. Strengthening of State Drug Regulatory System												

ALLOCATION FOR WELFARE OF SCHEDULED TRIBES

(in ₹ crores)

MINISTRY/DEPARTMENT	Actuals 2017-2018			Budget Estimates 2018-2019			Revised Estimates 2018-2019			Budget Estimates 2019-2020		
	Revenue	Capital	Total	Revenue	Capital	Total	Revenue	Capital	Total	Revenue	Capital	Total
Demand No. 48	91.91	219.33	311.24	92.94	160.46	253.40	95.52	130.41	225.93	82.46	158.74	241.22
Andaman and Nicobar Islands												
107. Schemes of UT												
107.01 Power	14.18	1.00	15.18	13.25	1.10	14.35	14.89	1.02	15.91	15.81	1.20	17.01
107.02 Road Transport	0.05	1.50	1.55	0.05	5.00	5.05	0.05	3.00	3.05	0.05	2.00	2.05
Total- Schemes of UT	14.23	2.50	16.73	13.30	6.10	19.40	14.94	4.02	18.96	15.86	3.20	19.06
108. Tribal Area Component	77.68	217.03	294.71	78.78	154.36	233.14	80.58	125.29	205.87	75.80	155.56	231.36
Demand No. 51	46.01		46.01	47.76		47.76	47.77		47.77	47.62		47.62
Dadra and Nagar Haveli												
109. Other Establishment				0.01		0.01	0.01		0.01	0.01		0.01
110. Schemes of UT												
110.01 Health	0.80		0.80	1.20		1.20	1.20		1.20	1.20		1.20
110.02 Education	5.02		5.02	5.59		5.59	5.69		5.69	5.69		5.69
110.03 Welfare of Scheduled Caste/Scheduled Tribes				0.15		0.15	0.10		0.10	0.60		0.60
110.04 Agriculture and Allied Activities	0.59		0.59	1.18		1.16	1.16		1.18	0.51		0.51
Total- Schemes of UT	5.51		5.51	6.20		6.20	6.15		6.15	6.00		6.00
111. Grants / Other Bodies												
111.01 Grants to Zilla Parishad/District Level Panchayats	39.50		39.50	39.50		39.50	39.56		39.56	39.56		39.56
112. Other Expenditure of UT				0.45		0.45	0.45		0.45	0.45		0.45
Demand No. 52	23.88	7.15	31.03	25.15		25.15	24.53		24.53	25.19		25.19
Daman and Diu												
113. Tribal Area Component	19.00	0.15	19.15	21.62		21.62	21.50		21.50	21.50		21.50
114. Schemes of UT												
114.01 Education	0.50		0.50	3.45		3.45	2.95		2.95	3.50		3.50
114.02 Industrial Promotion	2.00		2.00									
114.03 Agriculture and Allied Activities	2.10	7.00	9.10	0.08		0.08	0.35		0.35	0.10		0.10
Total- Schemes of UT	4.50	7.00	11.50	3.53		3.53	3.03		3.03	3.60		3.60
Demand No. 53	1251.45	126.31	1377.76	1427.59	253.25	1680.84	1073.06	175.78	1248.82	1091.47	105.88	1197.35
Lakshadweep												
115. Secretariat	12.55		12.55				18.26		18.26	18.52		18.52

ALLOCATION FOR WELFARE OF SCHEDULED TRIBES

STATEMENT 10B

(in ₹ crores)

MINISTRY/DEPARTMENT	Actuals 2017-2018			Budget Estimates 2018-2019			Revised Estimates 2018-2019			Budget Estimates 2019-2020		
	Revenue	Capital	Total	Revenue	Capital	Total	Revenue	Capital	Total	Revenue	Capital	Total
128.01 Support from Gross Budgetary Support	1296.01	...	1296.01	1480.78	...	1480.78	1480.78	...	1480.78
128.02 Support from Prarambhik Shiksha Kosh	1554.29	...	1554.29	1335.00	...	1335.00	1388.00	...	1388.00
Total- Sarva Shiksha Abhiyan	2850.30	...	2850.30	2795.78	...	2795.78	2868.78	...	2868.78
129. Kendriya Vidyalaya Sangathan (KVS)												
129.01 Support from Gross Budgetary Support	17.05	...	17.05	31.00	...	31.00	128.66	...	128.66
129.02 Support from National Investment Fund (NIF)	157.91	...	157.91	137.62	...	137.62	137.62	...	137.62
Total- Kendriya Vidyalaya Sangathan (KVS)	174.96	...	174.96	137.62	...	137.62	168.62	...	168.62	128.66	...	128.66
130. Navodaya Vidyalaya Samiti (NVS)												
130.01 Support from Gross Budgetary Support (GBS)	81.65	...	81.65	231.54	...	231.54	238.85	...	238.85	218.47	...	218.47
130.02 Support from National Investment Fund (NIF)	181.80	...	181.80
Total- Navodaya Vidyalaya Samiti (NVS)	263.75	...	263.75	231.54	...	231.54	238.85	...	238.85	218.47	...	218.47
131. National Literacy Mission Authority	0.11	...	0.11	0.11	...	0.11
132. Support to VAs/SRCs/Institutions for Adult Education and Skill Development	3.71	...	3.71	3.21	...	3.21	3.21	...	3.21
133. Samagra Shiksha												
133.01 Support from Gross Budgetary Support (GBS)	3685.45	...	3685.45
Demand No. 53	1380.23	...	1380.23	1480.00	...	1480.00	1483.93	...	1483.93	1585.00	...	1585.00
Department of Higher Education												
134. Improvement in Salary Scale of University and College Teachers	50.75	...	50.75	82.00	...	82.00	35.19	...	35.19	180.00	...	180.00
135. Pandit Madan Mohan Malaviya National Mission on Teachers and Teaching	5.44	...	5.44	11.00	...	11.00	11.00	...	11.00	11.20	...	11.20
136. Programme for Apprenticeship Training	4.28	...	4.28	11.00	...	11.00	11.00	...	11.00	15.50	...	15.50
137. Support to Skill based Higher Education including Community Colleges	0.38	...	0.38	3.50	...	3.50	6.60	...	6.60	10.75	...	10.75
138. Global Initiative for Academic Network (GIAN)	1.80	...	1.80	2.50	...	2.50	2.50	...	2.50	2.50	...	2.50
139. National Institutional Ranking Framework	0.18	...	0.18	0.26	...	0.26	0.26	...	0.26	0.17	...	0.17
140. Support to Indian Institute of Science (IISc)												
140.01 Support from Gross Budgetary Support (GBS)	11.95	...	11.95	7.00	...	7.00	7.50	...	7.50	15.00	...	15.00
141. Indira Gandhi National Open University (IGNOU)	7.50	...	7.50	7.50	...	7.50	7.12	...	7.12	3.50	...	3.50

110

STATEMENT 10B

ALLOCATION FOR WELFARE OF SCHEDULED TRIBES

(in ₹ crores)

MINISTRY/DEPARTMENT	Actuals 2017-2018			Budget Estimates 2018-2019			Revised Estimates 2018-2019			Budget Estimates 2019-2020		
	Revenue	Capital	Total	Revenue	Capital	Total	Revenue	Capital	Total	Revenue	Capital	Total
142. Technical Education Quality Improvement Programme of Government of India (EAP)												
142.01 Support from Gross Budgetary Support (GBS)	15.57	...	15.57	25.00	...	25.00	50.97	...	50.97	81.55	...	81.55
143. National Institutes of Technical Teachers Training and Research (NITTTRs)	4.18	...	4.18	3.00	...	3.00	3.00	...	3.00	4.00	...	4.00
144. Grants to Institutes for Promotion of Indian Language	13.10	...	13.10	15.00	...	15.00	18.00	...	18.00	13.00	...	13.00
145. Grants to Councils/Institutes for Excellence in Humanities and Social Sciences
145.01 Support from Gross Budgetary Support (GBS)	3.94	...	3.94	12.00	...	12.00	7.05	...	7.05	8.00	...	8.00
145. National Institute of Industrial Engineering, Mumbai	0.35	...	0.35	0.30	...	0.30	0.23	...	0.23	1.50	...	1.50
147. Board of Apprenticeship Training, Bombay, Calcutta, Madras and Kanpur	0.45	...	0.45	0.30	...	0.30	0.30	...	0.30	0.65	...	0.65
148. Assistance to Other Institutions												
148.01 Support from Gross Budgetary Support (GBS)	15.38	...	15.38	11.00	...	11.00	10.03	...	10.03	10.70	...	10.70
149. ITech Programme Teaching Assistantship												
149.01 Support from Gross Budgetary Support (GBS)	0.85	...	0.85	0.95	...	0.95
150. Establishment of multi disciplinary research universities including Central University of Himalayan Studies (CUHS), creation of Centres of Excellence and National Centre for Excellence in Humanities												
151. World Class Institutions												
151.01 Support from Gross Budgetary Support (GBS)	0.75	...	0.75	2.00	...	2.00	2.00	...	2.00	0.50	...	0.50
152. Prime Minister's Girls Hostel												
153. Central University, Anand Pradesh												
153.01 Support from Gross Budgetary Support (GBS)	0.50	...	0.50	0.40	...	0.40	0.40	...	0.40
154. Andhra Pradesh and Telangana Tribal Universities												
154.01 Support from Gross Budgetary Support (GBS)	1.00	...	1.00	0.25	...	0.25
155. Grants to Central Universities (CUs)	164.87	...	164.87	150.00	...	150.00	153.17	...	153.17	193.50	...	193.50
156. All India Council for Technical Education (AICTE)												
156.01 Support from Gross Budgetary Support (GBS)	31.54	...	31.54	5.00	...	5.00	2.71	...	2.71	15.00	...	15.00
156.02 Support from Madhyamik and Uchchatar Shiksha Kosh	30.00	...	30.00	24.80	...	24.80

ALLOCATION FOR WELFARE OF SCHEDULED TRIBES

STATEMENT 10B

MINISTRY/DEPARTMENT	Actuals 2017-2018			Budget Estimates 2018-2019			Revised Estimates 2018-2019			Budget Estimates 2019-2020		
	Revenue	Capital	Total	Revenue	Capital	Total	Revenue	Capital	Total	Revenue	Capital	Total
	(in ₹ crores)											
Total - All India Council for Technical Education (AICTE)	31.54	---	31.54	33.00	---	33.00	32.51	---	32.51	15.00	---	15.00
157. Deemed Universities promoted by Central Government	4.50	---	4.50	---	---	---	---	---	---	---	---	---
158. National Initiative on Sports and Wellness	---	---	---	0.09	---	0.09	---	---	---	---	---	---
159. National Initiative on Inclusion of persons with Disabilities in higher education	0.15	---	0.15	0.17	---	0.17	0.17	---	0.17	---	---	---
160. National Initiative to Foster social responsibility	---	---	---	0.09	---	0.09	---	---	---	---	---	---
161. Interest Subsidy and contribution for Guarantee Funds	150.00	---	150.00	185.00	---	185.00	69.80	---	69.80	133.00	---	133.00
162. Scholarship for College and University students	4.56	---	4.56	24.00	---	24.00	24.00	---	24.00	19.50	---	19.50
163. National Mission in Education Through ICT	5.51	---	5.51	13.00	---	13.00	13.00	---	13.00	14.60	---	14.60
164. Setting up of virtual classrooms and massive open online courses (MOOCs)	4.73	---	4.73	8.00	---	8.00	10.25	---	10.25	11.20	---	11.20
165. e-Shodh Shiksha	11.17	---	11.17	16.00	---	16.00	17.48	---	17.48	20.80	---	20.80
166. Directorate of Hindi	1.00	---	1.00	1.00	---	1.00	0.70	---	0.70	1.00	---	1.00
167. Commission for Scientific and Technical Terminology	0.55	---	0.55	0.50	---	0.50	1.50	---	1.50	1.50	---	1.50
168. Central Institute of Indian Languages (CIIL), Mysore and Regional Language Centers	0.31	---	0.31	---	---	---	0.50	---	0.50	6.30	---	6.30
169. PM Research Fellowship	---	---	---	---	---	---	---	---	---	---	---	---
170. National Academic Depository	---	---	---	7.00	---	7.00	---	---	---	---	---	---
171. Rashtriya Uchchatar Shiksha Abhiyan (RUSA)	0.04	---	0.04	1.00	---	1.00	1.19	---	1.19	4.30	---	4.30
172. Training and Research in Pioneer Areas	94.85	---	94.85	130.00	---	130.00	0.89	---	0.89	1.00	---	1.00
173. Setting up of Inter-Institutional Centres, Creation of Excellence Clusters and Networks, Establishing Alliances across Institutions	0.61	---	0.61	1.13	---	1.13	0.48	---	0.48	1.30	---	1.30
174. National Initiative for Design Innovation	---	---	---	0.15	---	0.15	---	---	---	9.09	---	9.09
175. Startup India initiative in Higher Educational Institutions	1.20	---	1.20	2.25	---	2.25	2.05	---	2.05	3.01	---	3.01
176. Ummat Bharat Abhiyan	3.04	---	3.04	7.00	---	7.00	5.50	---	5.50	6.21	---	6.21
177. Uchchatar Avishkar Abhiyan	---	---	---	1.50	---	1.50	1.70	---	1.70	2.79	---	2.79
178. Implementation of the IMPRINT Research Initiative (Impacting Research Innovation and Technology)	5.83	---	5.83	8.00	---	8.00	---	---	---	5.17	---	5.17
	4.24	---	4.24	9.00	---	9.00	7.00	---	7.00	6.80	---	6.80

ALLOCATION FOR WELFARE OF SCHEDULED TRIBES

STATEMENT 10B

MINISTRY/DEPARTMENT	Actuals 2017-2018			Budget Estimates 2018-2019			Revised Estimates 2018-2019			Budget Estimates 2019-2020		
	Revenue	Capital	Total	Revenue	Capital	Total	Revenue	Capital	Total	Revenue	Capital	Total
	(in ₹ crores)											
180. University Grants Commission (UGC)	93.54	---	93.54	130.00	---	130.00	173.62	---	173.62	125.00	---	125.00
181. Support to Indian Institutes of Technology	329.76	---	329.76	226.00	---	226.00	213.13	---	213.13	180.50	---	180.50
182. IIT, Andhra Pradesh	3.08	---	3.08	3.00	---	3.00	5.14	---	5.14	---	---	---
183. IIT, Hyderabad (IIT-H)	---	---	---	5.00	---	5.00	---	---	---	---	---	---
184. Indian School of Mines, Dhanbad	8.50	---	8.50	7.00	---	7.00	---	---	---	2.50	---	2.50
185. Setting up of new IITs	24.04	---	24.04	20.00	---	20.00	6.78	---	6.78	---	---	---
186. Support to Indian Institutes of Management (IIMs)	---	---	---	50.00	---	50.00	25.75	---	25.75	---	---	---
186.01 Support from Gross Budgetary Support (GBS)	51.82	---	51.82	---	---	---	---	---	---	---	---	---
187. IIM, Andhra Pradesh	1.90	---	1.90	3.00	---	3.00	13.60	---	13.60	13.00	---	13.00
188. Setting up of new IIMs	8.00	---	8.00	10.00	---	10.00	2.58	---	2.58	---	---	---
189. Support to National Institutes of Technology	132.92	---	132.92	130.00	---	130.00	165.00	---	165.00	---	---	---
189.01 Support from Gross Budgetary Support	3.00	---	3.00	3.00	---	3.00	5.40	---	5.40	---	---	---
190. NIT, Andhra Pradesh	10.00	---	10.00	7.00	---	7.00	7.00	---	7.00	---	---	---
191. Upgradation of Indian Institute of Engineering, Science and Technology (IIEST) (IIT Kharagpur)	---	---	---	---	---	---	---	---	---	---	---	---
192. Support to Indian Institutes of Science, Education and Research (IISER)	---	---	---	---	---	---	---	---	---	---	---	---
192.01 Support from Gross Budgetary Support (GBS)	55.00	---	55.00	35.00	---	35.00	---	---	---	32.89	---	32.89
193. IISER, Andhra Pradesh	2.70	---	2.70	2.00	---	2.00	2.88	---	2.88	---	---	---
194. Support to Indian Institutes of Information Technology (IIITs) (Jabalpur and Varanasi)	---	---	---	---	---	---	---	---	---	---	---	---
194.01 Support from Gross Budgetary Support (GBS)	8.63	---	8.63	9.00	---	9.00	11.03	---	11.03	7.00	---	7.00
195. Setting up Indian Institutes of Information Technology in PPP mode	9.50	---	9.50	5.00	---	5.00	7.42	---	7.42	5.00	---	5.00
196. IIIT, Andhra Pradesh	---	---	---	1.50	---	1.50	1.30	---	1.30	---	---	---
197. Deemed Universities promoted by Central Government	---	---	---	4.40	---	4.40	3.90	---	3.90	11.00	---	11.00
198. Impactful Policy Research in Higher Education (IMPRESS)	---	---	---	---	---	---	---	---	---	---	---	---
199. Scheme for Promotion of Academic and Research Collaboration (SPARC)	---	---	---	---	---	---	2.15	---	2.15	8.45	---	8.45
	---	---	---	---	---	---	2.95	---	2.95	11.16	---	11.16

ALLOCATION FOR WELFARE OF SCHEDULED TRIBES

STATEMENT 10B

(In ₹ crores)

MINISTRY/DEPARTMENT	Actuals 2017-2018			Budget Estimates 2018-2019			Revised Estimates 2018-2019			Budget Estimates 2019-2020		
	Revenue	Capital	Total	Revenue	Capital	Total	Revenue	Capital	Total	Revenue	Capital	Total
200. Study in India	---	---	---	---	---	---	4.35	---	4.35	---	---	5.00
201. Scheme for Transnational and Advanced Research in Sciences (STARs)	---	---	---	---	---	---	0.43	---	0.43	4.30	---	4.30
202. Support to National Institutes of Technology (NITs) and IITs	---	---	---	---	---	---	---	---	---	---	---	---
202.01 Support from Gross Budgetary Support (GBS)	---	---	---	---	---	---	---	---	---	111.20	---	111.20
203. Schools of Planning and Architecture (SPAs)	---	---	---	---	---	---	---	---	---	---	---	---
203.01 Support from Gross Budgetary Support (GBS)	---	---	---	---	---	---	---	---	---	9.00	---	9.00
204. New Schools of Planning and Architecture	5.10	---	5.10	5.00	---	5.00	4.81	---	4.81	---	---	---
Demand No. 60	497.07	---	497.07	607.74	---	607.74	776.98	---	776.98	872.30	---	872.30
Ministry of Labour and Employment	---	---	---	---	---	---	---	---	---	---	---	---
205. Labour Welfare Scheme	5.74	---	5.74	18.02	---	18.02	18.02	---	18.02	29.38	---	29.38
206. Bina Yojana for Unorganised Workers	---	---	---	4.10	---	4.10	0.02	---	0.02	45.02	---	45.02
207. Labour and Employment Statistical System (LESS)	1.20	---	1.20	3.69	---	3.69	1.53	---	1.53	4.00	---	4.00
208. Strengthening of Adjudication Machinery and holding of Lok Adalats	---	---	---	0.82	---	0.82	0.20	---	0.20	---	---	---
209. Machinery for Better Conciliation, Preventive Mediation, Effective Enforcement of Labour Laws, Chief Labour Commissioner	0.26	---	0.26	2.03	---	2.03	0.59	---	0.59	1.89	---	1.89
210. Creation of National Platform of Unorganised Workers and allotment of an Aadhaar seeded Identification numbers	---	---	---	4.10	---	4.10	---	---	---	0.09	---	0.09
211. Employees Pension Scheme, 1955	415.64	---	415.64	401.80	---	401.80	401.80	---	401.80	387.00	---	387.00
212. Social Security for Plantation Workers in Assam	9.02	---	9.02	2.87	---	2.87	---	---	---	1.71	---	1.71
213. National Child Labour Project including grants in aid to voluntary agencies and reimbursement of assistance to bonded labour	0.57	---	0.57	9.84	---	9.84	8.52	---	8.52	6.60	---	6.60
214. Employment Generation Programs	---	---	---	---	---	---	---	---	---	---	---	---
214.01 National Career Services	4.79	---	4.79	9.00	---	9.00	6.68	---	6.68	4.30	---	4.30
214.02 Pradhan Mantri Rojgar Protsahan Yojna	38.42	---	38.42	135.47	---	135.47	328.00	---	328.00	387.00	---	387.00
214.03 Coaching and Guidance for SC, ST and Other Backward Classes	3.23	---	3.23	3.65	---	3.65	2.50	---	2.50	1.63	---	1.63
214.04 Employment Promotion Scheme	0.34	---	0.34	1.14	---	1.14	0.60	---	0.60	0.86	---	0.86
Total- Employment Generation Programs	46.78	---	46.78	149.26	---	149.26	337.78	---	337.78	393.79	---	393.79

ALLOCATION FOR WELFARE OF SCHEDULED TRIBES

STATEMENT 10B

(In ₹ crores)

MINISTRY/DEPARTMENT	Actuals 2017-2018			Budget Estimates 2018-2019			Revised Estimates 2018-2019			Budget Estimates 2019-2020		
	Revenue	Capital	Total	Revenue	Capital	Total	Revenue	Capital	Total	Revenue	Capital	Total
215. Strengthening and Development of DGFASLI Organization and OSH in factories, ports and docks	0.07	---	0.07	0.90	---	0.90	0.94	---	0.94	0.95	---	0.95
216. Development of Regional Labour Institute, Faridabad as National Centre of Excellence	0.10	---	0.10	---	---	---	---	---	---	---	---	---
217. Mine Accidents Analysis and Modernization of Information Database	0.10	---	0.10	---	---	---	---	---	---	---	---	---
218. Strengthening of System and Infrastructure of Directorate General of Mines Safety (DGMS)	0.19	---	0.19	1.07	---	1.07	1.00	---	1.00	1.12	---	1.12
219. Central Board for Workers Education	5.44	---	5.44	7.38	---	7.38	5.77	---	5.77	6.71	---	6.71
220. National Labour Institute	0.90	---	0.90	1.25	---	1.25	0.83	---	0.83	1.03	---	1.03
221. Incentive for Entities for providing Maternity benefits	---	---	---	---	---	---	---	---	---	---	---	---
Demand No. 64	608.97	---	608.97	687.74	---	687.74	607.36	---	607.36	601.05	---	601.05
Ministry of Micro, Small and Medium Enterprises	---	---	---	---	---	---	---	---	---	---	---	---
222. Solar Charkha Mission	---	---	---	9.00	---	9.00	1.75	---	1.75	10.20	---	10.20
223. Khadi Grant (KG)	1.11	---	1.11	2.40	---	2.40	2.40	---	2.40	1.50	---	1.50
224. Village Industries (VI) Grant	8.80	---	8.80	11.80	---	11.80	5.60	---	5.60	15.92	---	15.92
225. Khadi Reform Development Package (ADB Assistance)	---	---	---	9.00	---	9.00	12.60	---	12.60	---	---	---
226. Market Promotion and Development Assistance	23.00	---	23.00	29.40	---	29.40	29.40	---	29.40	30.10	---	30.10
227. Scheme for Fund for Revitalization of Traditional Industries (SFRTI)	0.59	---	0.59	21.48	---	21.48	12.96	---	12.96	10.75	---	10.75
228. Coir Vikas Yojana	1.72	---	1.72	9.80	---	9.80	6.47	---	6.47	5.76	---	5.76
229. Coir Udyami Yojana	---	---	---	1.00	---	1.00	1.00	---	1.00	---	---	---
230. ASPIRE (Promotion of Innovation, Rural Industry and Entrepreneurship)	2.00	---	2.00	14.00	---	14.00	14.00	---	14.00	4.30	---	4.30
231. National Manufacturing Competitiveness Programme (NMCP)	0.59	---	0.59	57.63	---	57.63	6.02	---	6.02	2.93	---	2.93
232. Prime Minister Employment Generation Programme (PMEGP)	170.36	---	170.36	198.88	---	198.88	222.20	---	222.20	239.53	---	239.53
233. Interest Subsidy Eligibility Certificate	1.54	---	1.54	4.05	---	4.05	3.22	---	3.22	7.30	---	7.30
234. Credit Support Programme	246.14	---	246.14	108.00	---	108.00	223.55	---	223.55	192.94	---	192.94
235. Performance and Credit Rating Scheme	---	---	---	---	---	---	---	---	---	0.01	---	0.01
236. Marketing Development Assistance (MDA)	---	---	---	5.59	---	5.59	1.00	---	1.00	0.55	---	0.55
237. Marketing Assistance Scheme (MAS)	---	---	---	---	---	---	---	---	---	0.01	---	0.01
238. International Cooperation Scheme	---	---	---	0.10	---	0.10	0.01	---	0.01	0.59	---	0.59

ALLOCATION FOR WELFARE OF SCHEDULED TRIBES

STATEMENT 10B

MINISTRY/DEPARTMENT	Actuals 2017-2018			Budget Estimates 2018-2019			Revised Estimates 2018-2019			Budget Estimates 2019-2020		
	Revenue	Capital	Total	Revenue	Capital	Total	Revenue	Capital	Total	Revenue	Capital	Total
239. Promotional Services Institutions and Programme	0.59	---	0.59	4.83	---	4.83	0.05	---	0.05	8.94	---	8.94
240. Infrastructure Development and Capacity Building	8.64	---	8.64	35.00	---	35.00	29.00	---	29.00	25.00	---	25.00
241. Upgradation of Database	---	---	---	---	---	---	0.01	---	0.01	0.10	---	0.10
242. National Schedule Caste/Schedule Tribe Hub Centre	19.18	---	19.18	28.00	---	28.00	6.00	---	6.00	23.00	---	23.00
243. Infrastructure Development and Capacity Building-EAP Component	15.81	---	15.81	38.00	---	38.00	38.00	---	38.00	33.37	---	33.37
Demand No. 85 Ministry of Mines	18.99	---	18.99	8.82	---	8.82	10.43	---	10.43	25.55	---	25.55
244. Geological Survey of India	10.99	---	10.99	8.00	---	8.00	9.00	---	9.00	24.00	---	24.00
245. Indian Bureau of Mines	---	---	---	1.83	---	1.83	1.43	---	1.43	1.55	---	1.55
Demand No. 87 Ministry of New and Renewable Energy	71.05	---	71.05	217.00	---	217.00	217.00	---	217.00	441.00	---	441.00
246. Human Resources Development and Training	---	---	---	---	---	---	---	---	---	---	---	---
247. Small Hydro Power	8.98	---	8.98	60.00	---	60.00	60.00	---	60.00	6.00	---	6.00
248. Solar Power	26.00	---	26.00	63.50	---	63.50	63.50	---	63.50	110.80	---	110.80
249. Green Energy Corridors	---	---	---	---	---	---	---	---	---	179.20	---	179.20
250. Solar Power	28.08	---	28.08	87.50	---	87.50	83.50	---	83.50	36.00	---	36.00
251. Biogas Programme	7.99	---	7.99	26.00	---	26.00	10.00	---	10.00	94.00	---	94.00
Demand No. 88 Ministry of Panchayati Raj	57.40	---	57.40	57.40	---	57.40	62.82	---	62.82	15.00	---	15.00
252. Capacity Building- Panchayati Sashaktikaran Abhiyan (PSA) / Rashtriya Gram Swaraj Abhiyan (RGSA)	57.40	---	57.40	57.40	---	57.40	---	---	---	62.82	---	62.82
253. Rashtriya Gram Swaraj Abhiyan (RGSA)	---	---	---	---	---	---	---	---	---	---	---	---
Demand No. 74 Ministry of Power	---	---	---	301.30	75.00	376.30	338.30	75.00	413.30	749.68	54.12	803.80
254. Deen Dayal Upadhyaya Gram Jyoti Yojna	---	---	---	326.80	---	326.80	326.80	---	326.80	349.68	---	349.68
255. Integrated Power Development Scheme	---	---	---	---	---	---	---	---	---	---	---	---
255.01 IPDS-Grant	---	---	---	265.00	---	265.00	265.00	---	265.00	400.00	---	400.00
255.02 IPDS-Loans	---	---	---	---	75.00	75.00	---	75.00	75.00	---	54.12	54.12
255.03 Sahaj Biji Hari Ghar Yojana (Urban)-Saubhagya	---	---	---	73.00	---	73.00	10.00	---	10.00	---	---	---
Total- Integrated Power Development Scheme	---	---	---	338.00	75.00	413.00	275.00	75.00	350.00	400.00	54.12	454.12

ALLOCATION FOR WELFARE OF SCHEDULED TRIBES

STATEMENT 10B

MINISTRY/DEPARTMENT	Actuals 2017-2018			Budget Estimates 2018-2019			Revised Estimates 2018-2019			Budget Estimates 2019-2020		
	Revenue	Capital	Total	Revenue	Capital	Total	Revenue	Capital	Total	Revenue	Capital	Total
256. Sahaj Biji Hari Ghar Yojana (Rural)- Saubhagya	---	---	---	236.50	---	236.50	236.50	---	236.50	---	---	---
Demand No. 81 Ministry of Road Transport and Highways	---	523.50	523.50	---	2700.00	2700.00	---	2700.00	2700.00	---	2610.00	2610.00
257. Road Works	---	---	---	---	---	---	---	---	---	---	---	---
257.01 Works under Roads Wing	---	523.50	523.50	---	2700.00	2700.00	---	2700.00	2700.00	---	2510.00	2510.00
Demand No. 82 Department of Rural Development	595.62	---	595.62	5741.93	---	5741.93	5443.79	---	5443.79	5984.12	---	5984.12
258. Pradhan Mantri Awas Yojana (PMAY)- Rural	---	---	---	---	---	---	---	---	---	---	---	---
258.01 Programme Component	5367.55	---	5367.55	4864.75	---	4864.75	4564.75	---	4564.75	4700.00	---	4700.00
259. National Rural Livelihood Mission	---	---	---	---	---	---	---	---	---	---	---	---
259.01 Programme Component	624.27	---	624.27	877.17	---	877.17	879.04	---	879.04	1285.12	---	1284.12
Demand No. 83 Department of Land Resources	186.02	---	186.02	250.19	---	250.19	198.60	---	198.60	221.60	---	221.60
260. Land Records Modernization Programme	15.00	---	15.00	25.00	---	25.00	14.50	---	14.50	15.00	---	15.00
261. Integrated Watershed Development Program	---	---	---	---	---	---	---	---	---	---	---	---
261.01 Programme Component	171.02	---	171.02	225.19	---	225.19	184.10	---	184.10	206.60	---	206.60
Demand No. 84 Department of Science and Technology	45.90	---	45.90	104.85	---	104.85	104.85	---	104.85	108.25	---	108.25
262. Science and Technology Institutional and Human Capacity Building	2.25	---	2.25	6.85	---	6.85	6.85	---	6.85	8.00	---	8.00
263. Innovation, Technology Development and Deployment	6.85	---	6.85	58.00	---	58.00	59.00	---	59.00	90.25	---	90.25
264. Assistance to Autonomous Bodies	37.00	---	37.00	40.00	---	40.00	30.00	---	30.00	---	---	---
265. Science and Engineering Research Board	---	---	---	---	---	---	10.00	---	10.00	10.00	---	10.00
Demand No. 88 Ministry of Skill Development and Entrepreneurship	158.58	0.37	158.95	235.36	16.32	251.68	209.81	5.72	215.53	209.60	5.16	214.76
266. Pradhan Mantri Kaushal Vikas Yojana	---	---	---	---	---	---	---	---	---	---	---	---
266.01 Apprenticeship and Training	14.55	0.37	15.02	40.77	16.32	57.09	30.13	5.72	35.85	---	---	---
266.02 National Board for Skill Certification	---	---	---	1.94	---	1.94	0.08	---	0.08	---	---	---
266.03 Development of Entrepreneurship	0.44	---	0.44	6.87	---	6.87	1.59	---	1.59	3.20	---	3.20
266.04 Model ITIs/Model Skill Training Institutes	---	---	---	3.87	---	3.87	---	---	---	---	---	---
266.05 Development of Skills	132.13	---	132.13	167.29	---	167.29	174.19	---	174.18	205.40	---	206.40
266.06 Scheme of Polytechnics	3.37	---	3.37	14.62	---	14.62	3.82	---	3.82	---	---	---

ALLOCATION FOR WELFARE OF SCHEDULED TRIBES

STATEMENT 10B

MINISTRY/DEPARTMENT	Actuals 2017-2018			Budget Estimates 2018-2019			Revised Estimates 2018-2019			Budget Estimates 2019-2020		
	Revenue	Capital	Total	Revenue	Capital	Total	Revenue	Capital	Total	Revenue	Capital	Total
	(In ₹ crores)											
295.07 Tribal Festival, Research, Information and Mass Education	4.61	---	4.61	25.00	---	25.00	25.00	---	25.00	25.00	---	25.00
Total- Vanbandhu Kalyan Yojana	---	---	---	---	---	---	---	---	---	---	---	---
297. National Fellowship and Scholarship for Higher Education of ST Students	373.30	---	373.30	420.02	---	420.02	374.97	---	374.97	406.52	---	406.52
298. Scholarship to the ST Students for Studies Abroad	99.72	---	99.72	100.00	---	100.00	100.00	---	100.00	100.00	---	100.00
299. Support to National State Scheduled Tribes Finance and Development Corporation	1.00	---	1.00	2.00	---	2.00	2.00	---	2.00	2.00	---	2.00
300. Institutional Support for Development and Marketing of Tribal Products (TRIFED etc.)	44.55	55.00	99.55	65.00	---	65.00	65.00	---	65.00	65.00	---	65.00
301. Grants under provision to Article 275(1) of the Constitution	1510.70	---	1510.70	1800.00	---	1800.00	1829.00	---	1829.00	83.00	---	83.00
302. Grant to Assam Government under Clause A of the Second Provision to Article 275(1) of the Constitution	---	---	---	0.01	---	0.01	---	---	---	2294.55	---	2294.55
303. Support to Tribal Research Institutes	---	---	---	---	---	---	---	---	---	0.01	---	0.01
303.01 Tribal Memorial	---	---	---	---	---	---	---	---	---	---	---	---
303.02 Tribal Research Institutes	---	---	---	0.01	---	0.01	---	---	---	---	---	---
Total- Support to Tribal Research Institutes	79.00	---	79.00	99.99	---	99.99	100.00	---	100.00	99.99	---	99.99
304. Aid to Voluntary Organisations Working for the Welfare of Scheduled Tribes	79.00	---	79.00	100.00	---	100.00	100.00	---	100.00	100.00	---	100.00
305. Elderly Model Residential School (EMRS)	---	---	---	130.00	---	130.00	120.00	---	120.00	110.00	---	110.00
Demand No. 87 Ministry of Water Resources, River Development and Ganga Rejuvenation	50.20	---	50.20	135.20	23.00	162.20	132.00	5.00	137.00	249.73	15.67	265.20
306. Ground Water Management and Regulation	---	---	---	---	---	---	---	---	---	0.31	---	0.31
306.01 Ground Water Management and Regulation	---	---	---	---	---	---	---	---	---	---	---	---
307. HRDC Capacity Building Programme	---	---	---	9.00	23.00	32.00	1.00	5.00	6.00	4.53	15.47	20.00
308. Har Khet Ko Pani	0.20	---	0.20	0.20	---	0.20	0.20	---	0.20	0.20	---	0.20
309. Flood Management and Border Areas Programme (FMBAP)	50.00	---	50.00	100.00	---	100.00	100.00	---	100.00	205.00	---	205.00
Demand No. 94 Ministry of Women and Child Development	1513.49	---	1513.49	1477.13	---	1477.13	1865.71	---	1865.71	2486.64	---	2486.64
310. Mahila Shakti Kendra	---	---	---	22.99	---	22.99	9.89	---	9.89	12.90	---	12.90
311. Pradhan Mantri Matru Vandana Yojana	---	---	---	206.40	---	206.40	103.32	---	103.32	215.00	---	215.00

ALLOCATION FOR WELFARE OF SCHEDULED TRIBES

STATEMENT 10B

MINISTRY/DEPARTMENT	Actuals 2017-2018			Budget Estimates 2018-2019			Revised Estimates 2018-2019			Budget Estimates 2019-2020		
	Revenue	Capital	Total	Revenue	Capital	Total	Revenue	Capital	Total	Revenue	Capital	Total
	(In ₹ crores)											
312. Anganwadi Services (Establish Core ICOS)	1513.49	---	1513.49	1404.80	---	1404.80	1731.00	---	1731.00	2232.94	---	2232.94
313. Scheme for Adolescent Girls	---	---	---	43.00	---	43.00	21.50	---	21.50	25.00	---	25.00
Demand No. 89 Ministry of Youth Affairs and Sports	132.51	---	132.51	164.65	---	164.65	148.30	---	148.30	161.17	---	161.17
314. Nehru Yuva Kendra Sangathan	17.53	---	17.53	21.93	---	21.93	21.93	---	21.93	22.16	---	22.16
315. Sports Authority of India	39.44	---	39.44	36.94	---	36.94	29.00	---	29.00	43.00	---	43.00
316. Laxmi Bai National Institute of Physical Education	3.69	---	3.69	1.90	---	1.90	3.90	---	3.90	4.46	---	4.46
317. Rajiv Gandhi National Institute of Youth Development	0.73	---	0.73	1.88	---	1.88	1.98	---	1.98	2.58	---	2.58
318. National Youth Corps	4.92	---	4.92	7.00	---	7.00	7.00	---	7.00	7.00	---	7.00
319. National Programme for Youth and Adolescent Development	---	---	---	---	---	---	---	---	---	---	---	---
319.01 Programme Component	1.48	---	1.48	2.15	---	2.15	2.15	---	2.15	1.81	---	1.81
320. National Young Leaders Programme	1.09	---	1.09	1.72	---	1.72	1.72	---	1.72	1.12	---	1.12
321. Assistance to Promotion of Sports Excellence	---	---	---	---	---	---	---	---	---	---	---	---
321.01 Assistance to National Sports Federations	25.00	---	25.00	30.00	---	30.00	22.00	---	22.00	21.50	---	21.50
322. Himalayan Region Sports Festival Scheme	---	---	---	0.43	---	0.43	0.02	---	0.02	0.20	---	0.20
323. National Service Scheme	10.30	---	10.30	13.90	---	13.90	13.90	---	13.90	13.90	---	13.90
324. Khelo India	28.23	---	28.23	44.80	---	44.80	44.90	---	44.90	43.54	---	43.54
Grand Total	30849.38	864.38	31913.72	35487.89	3546.84	39134.73	37494.58	3288.75	41083.33	48792.17	3233.25	50085.32